



Managemen Praktis

3. Bean pod borer	Desripsen
	<p>Smol Caterpillar we I stap mekem hole long ol fruits</p> <p>Control Gud management. Usum ol sids we oli fri long bebet, crop rotation mo</p>

4. leaf miner	Desripsen
	<p>Larvae I causem damage long ol leaf</p> <p>Control Gud management. Usem ol sids we oli fri long bebet, crop rotation</p>

i) Weeding/control long bebet mo sik

Widim karen blong keepim I clean oltaem mo controllem gud bebet mo sik.

ii) Mulching

Mulching I minim yumi putem dead leaf or grass around long stampa blong wan crop. Hemi impoten long strong sun from se hemi

- Protektem graon from strong sun
- Help blong trapem wota blong plants oli save usem
- Help blong protektem kakae blong ol plants long graon blong oli no wash away (leaching)

Taem blong capsicum I redi (harvesting)

2 manis

Climate Change

Wetem jenj long ren we I stap foldoan, cyclone we oli kilim yumi, mo tu ples I stap hot I ko, bae climate change I save afektem bigwan ol kakae blong yumi.

Taem yu harem Meteo I talem se bae I kat dry time, I nid blong yu mekem sam gudfala manajmen long karen blong protektem ol kakae we yu plantem.

No letem climate change I winim yu! Lesen gud long tok-tok we I kamaot long Meteo, NDMD wetem ol agrikalja ofisa.

DWARF BEANS



giz



Department of Agriculture &
Rural Development-DARD

PMB 9040

Port-Vila

Vanuatu

Tel: (678) 22525

Fax: (678) 25265

INTRODAKSEN

Dwarf bean wei oli stap singaotem bush bean, French bean or green bean hemi wan impoten vegetable crop. Fruit blong hem wei oli stap singaotem "pods" oli stap harvestem taem hemi no redi gud. Ol fruits wei oli stap blong redi gud yumi save kakae olsem ol dry bean. Dry bean hemi gud from se hemi veri high long protein.

Sesen blong planem dwarf bean (planting season)

March- August. Taem ples l no wetwet tumas.

Gudfala ples blong mekem Karen

Gudfala ples blong mekem wan karen hemi long open eria. Hemi save produce gud long ples wei l gat smol sunlight mo shade.

Soil requirements

- Graon wei l save drainem gud wota
- Graon wei l rij long ol kakae blong plant
- No kat eni bebet mo sik

Kaen blong dwarf bean

l kat fulap differen kaen blong dwarf bean wei yumi save planem. Tri (3) wei yumi stap planem



Sam long ol kaen wei yu stap Planem i) Gourmet Delightii) Dwarf Beesiii) Top Crop


Planting


Planem sids blong bean directly long Karen (ino needim nursery) planem 2-3 sids long wan hole long l inch deep long graon

Recommended spacing

Bitwin row-50-55 cm. bitwin plant 20cm

Bebet mo sik

1. Stem rot	Desripsen
	<p>Stampa mo branch blong plant oli roten. Ol young plants oli ded quicktaem taem oli kasem sick ia. Ol olfala plants oli turn yellow, oli drae mo oli ded.</p> <p>Control Gud management. Pulem aot ol plants we oli kasem sick, crop rotation mo deep ploughing blong berem sclerotia</p>

2. Bacterial Blight	Desripsen
	<p>Hemi cause by wan bacteria we oli singaotem Xanthosomas spp. Long leaf, l kat smol mark long leaf we oli gru tugeta blong formem ol bigfala brown mark. Long stampa, dark green mark</p> <p>Control Gud management. Usem ol sids we oli no kat bebet, crop rotation</p>